


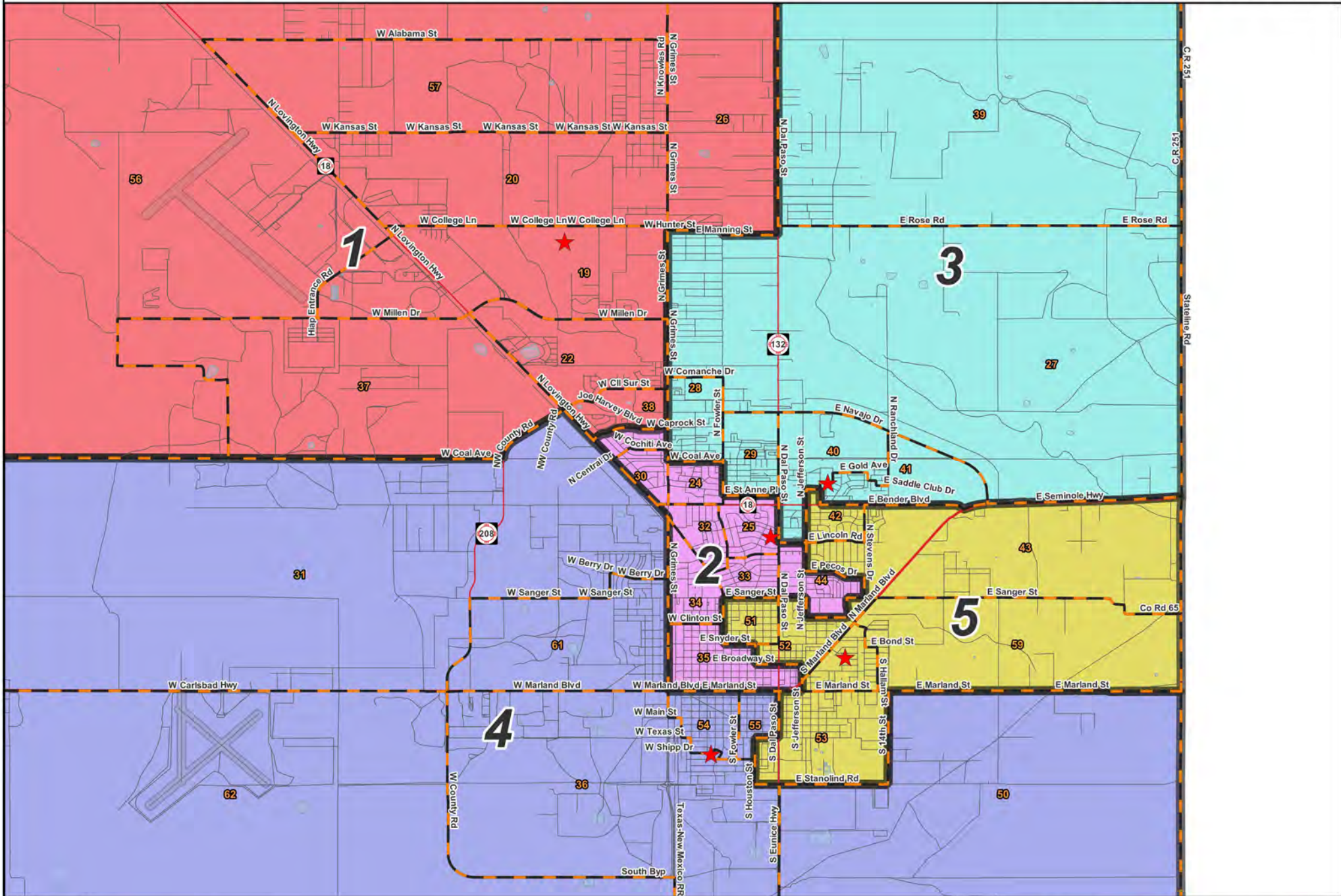
Research & Polling, Inc. distributes this map assuming no liability for any errors, omissions, or inaccuracies in the information provided regardless of the cause.




- Counties
- Board Members
- Precincts



9/14/2022



Research & Polling, Inc. distributes this map assuming no liability for any errors, omissions, or inaccuracies in the information provided regardless of the cause.



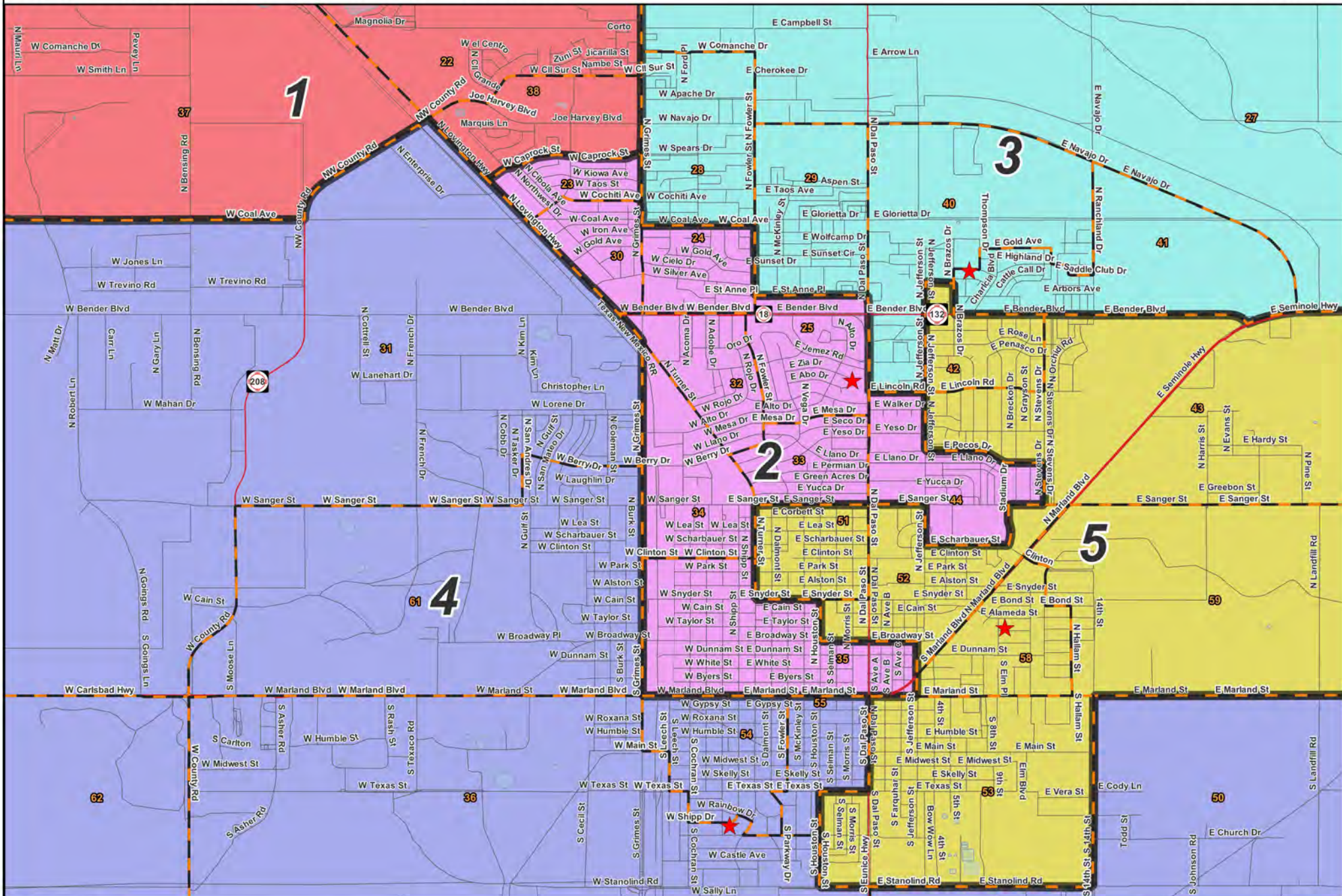
Precincts Board Members



9/14/2022


Hobbs Municipal Schools: Board of Education

Concept B - Hobbs



Research & Polling, Inc. distributes this map assuming no liability for any errors, omissions, or inaccuracies in the information provided regardless of the cause.

0 0.2 0.5 mi



Precincts Board Members



9/14/2022

**Hobbs Municipal Schools: Board of Education
Concept B**

**2020 Census
Redistricting**

District	Pop	Deviation	Hispanic	Non-Hispanic									
				White		Native American		Black		Asian		Other Races	
1	10,707	456 4.4%	4,897 45.7%	4,878	45.6%	119	1.1%	303	2.8%	182	1.7%	328	3.1%
18+	8,147		3,459 42.5%	3,961	48.6%	115	1.4%	258	3.2%	143	1.8%	211	2.6%
2	10,220	-31 -0.3%	5,665 55.4%	3,825	37.4%	60	0.6%	317	3.1%	65	0.6%	288	2.8%
18+	7,198		3,636 50.5%	3,069	42.6%	50	0.7%	224	3.1%	51	0.7%	168	2.3%
3	9,831	-420 -4.1%	5,023 51.1%	3,785	38.5%	67	0.7%	461	4.7%	184	1.9%	311	3.2%
18+	6,949		3,123 44.9%	3,038	43.7%	57	0.8%	373	5.4%	146	2.1%	212	3.1%
4	10,117	-134 -1.3%	7,581 74.9%	1,841	18.2%	70	0.7%	395	3.9%	18	0.2%	212	2.1%
18+	7,083		5,091 71.9%	1,488	21.0%	54	0.8%	299	4.2%	11	0.2%	140	2.0%
5	10,382	131 1.3%	7,325 70.6%	1,958	18.9%	53	0.5%	734	7.1%	88	0.8%	224	2.2%
18+	7,005		4,656 66.5%	1,539	22.0%	43	0.6%	548	7.8%	69	1.0%	150	2.1%
Totals	51,257	Ideal: 10,251	30,491 59.5%	16,287	31.8%	369	0.7%	2,210	4.3%	537	1.0%	1,363	2.7%
18+	36,382		19,965 54.9%	13,095	36.0%	319	0.9%	1,702	4.7%	420	1.2%	881	2.4%